



1: OPENING THE PRIMARY JAWS



1a: grip the wide end of the clip firmly in the palm between the ball of the thumb and the fingers.



2a: apply steady pressure to the clip until the jaws are open wide enough to accept whatever it is being affixed to.

NB DO NOT ATTEMPT TO FORCE THE CLIP JAWS ONTO ANYTHING WIDER THAN 45mm! PERMANENT DAMAGE TO THE SPRING MAY RESULT!

3: INSERTING THE AIRWAY MANAGEMENT ACCESSORY



3a: as with the simple accessory, open the secondary jaws by pulling down the spring element.



3b: insert the tongue on the underside of the accessory between the spring and the shell.



3c: push the accessory firmly forward until the locking lugs of the spring are behind the raised part of the tongue and release the spring.

COLLIE CLIP by

POINTFLAME SERVICES Ltd

web: www.pointflameservices.com

email: contact@pointflameservices.com

tel+44 (0)870 1611056.fax:1611057

2: OPENING THE SECONDARY JAWS & INSERTING A SIMPLE ACCESSORY



2a: holding the clip as shown pull down the spring element using the thumb.




2b: insert accessory between the spring and the shell of the clip.

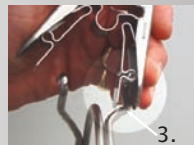


2c: ensure that the shoulders of the accessory are beyond the locking lugs of the spring, then let the secondary jaws close.

4: ATTACHING THE WASTE BAG / BOWL HOLDER



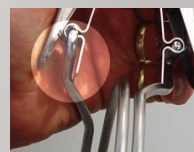
4a: this accessory consists of a heavy duty coiled spring steel hoop with offset lugs(1) which locate into the raised loops(2) of the secondary jaws.



4b: slide the first lug of the accessory into the first loop ensuring that the arm of the accessory is within the mouth of the jaws(3).



4c: squeeze the clip to open it until the shells are parallel



4d: then slide the second lug of the accessory into the loop on the other set of secondary jaws as shown and release the clip.

Patent numbers & I.P.Protection

European Patent No: 1297264, covering Germany, Spain, France, Italy, Netherlands, Portugal UK etc.

Australia Patent No: 2001266175. Canada Patent No: 2001266175. New Zealand Patent No: 523277 .

USA Patent No: 6772486. Community Design Application No: 000454137 .UK Patent Application No: 0601416.1